


# TUBO Y PERFIL INDUSTRIAL

 444 491 6456

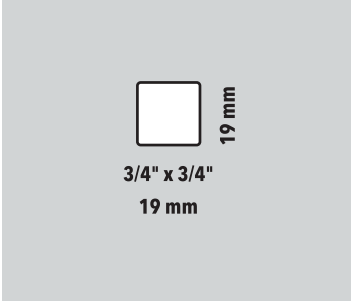
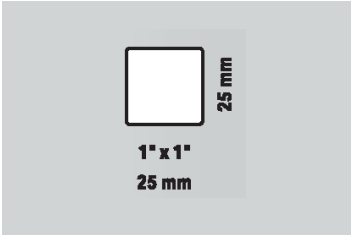
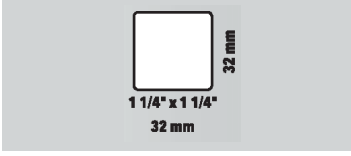

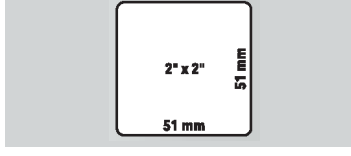
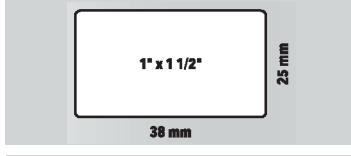
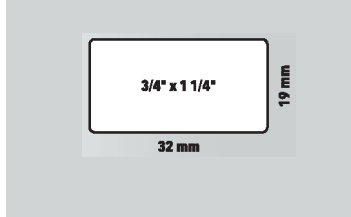
[ventas@acerospremium.com](mailto:ventas@acerospremium.com)

[www.acerospremium.com](http://www.acerospremium.com)

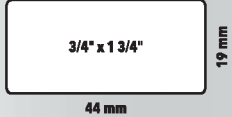



**ACEROS**  
PREMIUM




# PERFIL TUBULAR


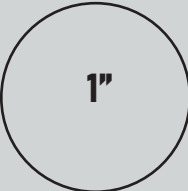


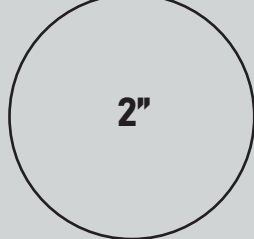
CLAVE	CALIBRE	KG/PIEZA	GRÁFICO
3/4 x 3/4	23	2.334	
	22	2.665	
	20	3.159	
	18	4.152	
1x1	22	3.673	
	20	4.319	
	18	5.693	
1 1/4 x 1 1/4	22	4.465	
	20	5.347	
1 1/2 x 1 1/2	20	6.583	
	18	8.624	
2x2	20	8.716	
	18	11.510	
1" x 1 1/2	20	3.159	
	18	4.152	
3/4 x 1 1/4	22	3.599	
	20	4.319	
	18	5.693	

# PERFIL TUBULAR

CLAVE	CALIBRE	KG/PIEZA	GRÁFICO
3/4" x 1 3/4"	20	5.440	
	18	7.071	
1" x 2"	20	6.583	
	18	8.624	

# TUBO INDUSTRIAL

CLAVE	CALIBRE	KG/PIEZA	GRÁFICO
1/2	22	1.420	
	20	1.704	
	18	2.246	
5/8	20	2.198	
	18	2.865	
3/4	23	1.889	
	22	2.180	
	20	2.605	
	18	3.436	

CLAVE	CALIBRE	KG/PIEZA	GRÁFICO
7/8	23	2.223	
	22	2.519	
	20	3.022	
	18	4.023	
1	23	2,540	
	22	2.931	
	20	3.495	
	18	4.594	
	16	5.647	
1 1/4	22	3.599	
	20	4.319	
	18	5.693	
1 1/2	22	4.341	
	20	5.210	
	18	6.880	
2"	20	6.963	
	18	9.242	
	16	11.520	